

## CHANNEL FUNCTION

### ALPHA PROFILE 800 "ST"

**NB:** To prevent accidental breakage of the effects, which could collide with each other during transport, before switching the projector OFF check that all the projector Channels have been excluded (DMX level = 0%).

CHANNEL	CHANNEL MODE	
	STANDARD	VECTOR
1	CYAN	CYAN
2	MAGENTA	MAGENTA
3	YELLOW	YELLOW
4	C.T.O	C.T.O
5	COLOUR WHEEL	COLOUR WHEEL
6	MACRO COLOURS	MACRO COLOURS
7	STOP/STROBE	STOP/STROBE
8	DIMMER	DIMMER
9	DIMMER FINE	DIMMER FINE
10	IRIS	IRIS
11	ROTATING GOBO CHANGE	ROTATING GOBO CHANGE
12	GOBO ROTATION	GOBO ROTATION
13	GOBO FINE	GOBO FINE
14	PRISM	PRISM
15	FROST	FROST
16	BLADE UP1	BLADE UP1
17	BLADE UP2	BLADE UP2
18	BLADE DW1	BLADE DW1
19	BLADE DW2	BLADE DW2
20	BLADE RG1	BLADE RG1
21	BLADE RG2	BLADE RG2
22	BLADE LF1	BLADE LF1
23	BLADE LF2	BLADE LF2
24	FRAMING ROTATION	FRAMING ROTATION
25	FOCUS	FOCUS
26	FOCUS FINE	FOCUS FINE
27	ZOOM	ZOOM
28	AUTOFOCUS DISTANCE	AUTOFOCUS DISTANCE
29	AUTOFOCUS ADJUSTMENT	AUTOFOCUS ADJUSTMENT
30	MACRO EFFECTS	MACRO EFFECTS
31	PAN	PAN
32	PAN FINE	PAN FINE
33	TILT	TILT
34	TILT FINE	TILT FINE
35	FUNCTION	FUNCTION
36	RESET	RESET
37	LAMP CONTROL (with Option "Lamp DMX" ON)	LAMP CONTROL (with Option "Lamp DMX" ON)
38		PAN-TILT TIME
39		COLOUR TIME
40		BEAM TIME
41		GOBO TIME

NOTE: On conclusion of resetting in case of absence of DMX signal, Pan & Tilt move to the "Home" position (Pan 50% - Tilt 50%) all the others channels stay at 0%.

• COLOUR MIXING - channel 1 - 2 - 3

Operation with option color mixing: RGB



BIT	EFFECT
255	COLOUR EXCLUDED
0	COLOUR INSERTED

**IMPORTANT:** The lamp dim to half power 1 second after all the 3 channels stay at 0% level. The lamp goes back to full power when the channels level is put higher than 0%.

Operation with option color mixing: CMY



BIT	EFFECT
255	COLOUR INSERTED
0	COLOUR EXCLUDED

**IMPORTANT:** The lamp dim to half power 1 second after all the 3 channels stay at 100% level. The lamp goes back to full power when the channels level is put lower than 100%.

• C.T.O. - channel 4



BIT	EFFECT
255	FILTER INSERTED
0	FILTER EXCLUDED

• COLOUR WHEEL - channel 5



BIT	EFFECT
255	FAST ROTATION (160 rpm)
128	SLOW ROTATION (0.2 rpm)
127	BLUE + WHITE
120	BLUE
112	ORANGE + BLUE
105	ORANGE
97	AQUAMARINE + ORANGE
90	AQUAMARINE
82	LAVENDER + AQUAMARINE
75	LAVENDER
67	LIGHT GREEN + LAVENDER
60	LIGHT GREEN
52	GREEN + LIGHT GREEN
45	GREEN
37	CTO + GREEN
30	CTO
22	RED + CTO
15	RED
8	WHITE + RED
0	WHITE

• MACRO COLOURS - channel 6

COLOR NAME	BIT	ROSCO CODE	LEE CODE	CYAN BIT	MAGENTA BIT	YELLOW BIT	CTO BIT	WHEEL BIT
Unused Range	148-255	-	-	-	-	-	-	-
Half CT straw	146-147	442	442	0	0	34	190	0
Lighter blue	144-145	353	353	226	0	149	138	0
Glacier blue	142-143	352	352	220	0	129	138	0
Fuschia pink	140-141	345	345	109	186	77	120	0
Mallard green	138-139	325	325	255	0	0	236	58
Jade	136-137	323	323	127	0	162	0	77
3/4 CT Orange	134-135	285	285	0	36	61	217	0
3/4 CTB	132-133	281	281	85	79	87	54	0
Half minus green	130-131	248	248	60	19	86	75	39
Minus green	128-129	247	247	60	71	86	75	39
1/4 CTO	126-127	206	206	62	71	123	122	0
1/2 CTO	124-125	205	205	25	26	45	131	0
Full CT Orange	122-123	204	204	0	44	58	234	0
1/4 CTB	120-121	203	203	75	54	91	109	0
1/2 CTB	118-119	202	202	85	71	84	89	0
Full CTB	116-117	201	201	94	79	80	0	0
Alice Blue	114-115	197	197	236	51	0	205	0
Congo Blue	112-113	181	181	251	241	0	255	0
Dark Lavender	110-111	180	180	195	170	0	160	0
Chrome Orange	108-109	179	179	0	98	255	255	0
Lagoon blue	106-107	172	172	224	0	121	40	79
Deep Lavender	104-105	170	170	100	129	77	120	0
Lilac tint	102-103	169	169	41	59	39	120	0
Daylight Blue	100-101	165	165	210	73	105	88	0
Flame red	98-99	164	164	0	255	227	255	97
Bastard amber	96-97	162	162	0	26	0	199	0
Deep Orange	94-95	158	158	0	148	255	255	0
Pink	92-93	157	157	0	159	0	255	0
Pale rose	90-91	154	154	0	48	0	189	0
Pale Gold	88-89	152	152	0	60	98	138	0
Bright rose	86-87	148	148	0	255	0	255	0
Apricot	84-85	147	147	0	81	55	255	0
Bright Blue	82-83	141	141	182	0	99	92	77
Primary green	80-81	139	139	0	0	0	231	58
Light green	78-79	121	121	0	0	255	0	77
Pale green	76-77	138	138	105	0	179	100	0
Special Lavender	74-75	137	137	97	105	72	90	0
Pale Lavender	72-73	136	136	73	102	44	120	0
Deep golden amber	70-71	135	135	0	255	255	255	0
Golden amber	68-69	134	134	0	142	234	110	0
Medium blue	66-67	132	132	255	152	127	0	77
Marine blue	64-65	131	131	60	0	106	73	77
Bright pink	62-63	128	128	0	255	0	197	0
Mauve	60-61	126	126	0	255	0	255	74
Fern Green	58-59	122	122	173	0	235	89	0
Leaf green	56-57	121	121	136	0	241	64	0
Deep Blue	54-55	120	120	255	229	58	128	77
Dark blue	52-53	119	119	255	161	0	0	77
Light blue	50-51	118	118	245	0	145	138	0
Steel blue	48-49	117	117	167	0	141	165	0
Medium blue green	46-47	116	116	189	0	157	91	77
Peacock blue	44-45	115	115	136	0	128	91	77
Dark pink	42-43	111	111	0	139	0	220	0
Light Salmon	40-41	109	109	50	121	58	230	0
English rose	38-39	108	108	0	62	0	247	0
Light rose	36-37	107	107	0	95	0	220	0
Primary red	34-35	106	106	182	0	0	0	20
Orange	32-33	105	105	0	182	255	76	0
Deep amber	30-31	104	104	0	26	199	223	0
Straw	28-29	103	103	58	17	104	176	0
Light amber	26-27	102	102	0	0	171	193	0
Yellow	24-25	101	101	0	0	255	149	0
Spring yellow	22-23	100	100	80	0	227	157	0
Dark Yellow Green	20-21	90	90	255	0	255	204	0
Lime green	18-19	88	88	118	0	241	124	0
Just Blue	16-17	79	79	255	77	0	204	0
Tokyo Blue	14-15	71	71	255	255	0	180	77
Sky blue	12-13	068	068	245	77	64	173	0
Pale blue	10-11	063	063	122	0	112	127	0
Lavender	8-9	058	058	165	186	77	0	0
Bright Red	6-7	026	026	0	255	0	255	21
Med Yellow	4-5	010	010	48	0	239	115	0
Med bastard amber	2-3	004	004	0	62	78	159	0
Random Macro Color (only for Macro effects)	1	-	-	-	-	-	-	-
Unused Range	0	-	-	-	-	-	-	-

• STOP / STROBE - channel 7



BIT	EFFECT
252 - 255	OPEN
239 - 251	RANDOM FAST STROBE
226 - 238	RANDOM MEDIUM STROBE
213 - 225	RANDOM SLOW STROBE
208 - 212	OPEN
207	FAST PULSATION
...	...
108	SLOW PULSATION
104 - 107	OPEN
103	FAST STROBE (12 flash/sec)
...	...
4	SLOW STROBE (1 flash/sec)
0 - 3	CLOSED

**IMPORTANT:** The lamp dim to half power 1 second after the channel stay at 0% level. The lamp goes back to full power when the channel level is put higher than 0%.

• DIMMER - channel 8



BIT	EFFECT
255	DIMMER OPEN
...	...
0	DIMMER CLOSED

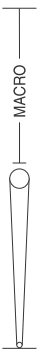
The lamp is linearly dimmed from full power to half power electronically and mechanically from half power to off.

• DIMMER FINE - channel 9




BIT	EFFECT
255	
...	...
0	

• IRIS - channel 10



BIT	EFFECT
252 - 255	MAXIMUM APERTURE
251	FAST PULSATION, FAST CLOSING
...	...
212	SLOW PULSATION, FAST CLOSING
211	FAST PULSATION, FAST OPENING
...	...
172	SLOW PULSATION, FAST OPENING
171	FAST PULSATION
...	...
132	SLOW PULSATION
128 - 131	MAXIMUM APERTURE
...	...
0	MINIMUM APERTURE

• ROTATING GOBO CHANGE - channel 11



BIT	EFFECT
255	GOBO 7 SHAKE, FAST SPEED
...	...
238	GOBO 7 SHAKE, SLOW SPEED
237	GOBO 6 SHAKE, FAST SPEED
...	...
220	GOBO 6 SHAKE, SLOW SPEED
219	GOBO 5 SHAKE, FAST SPEED
...	...
202	GOBO 5 SHAKE, SLOW SPEED
201	GOBO 4 SHAKE, FAST SPEED
...	...
184	GOBO 4 SHAKE, SLOW SPEED
183	GOBO 3 SHAKE, FAST SPEED
...	...
166	GOBO 3 SHAKE, SLOW SPEED
165	GOBO 2 SHAKE, FAST SPEED
...	...
148	GOBO 2 SHAKE, SLOW SPEED
147	GOBO 1 SHAKE, FAST SPEED
...	...
130	GOBO 1 SHAKE, SLOW SPEED
114-129	GOBO 7
98-113	GOBO 6
...	...
82-97	GOBO 5
...	...
65-81	GOBO 4
...	...
49-64	GOBO 3
...	...
33-48	GOBO 2
...	...
17-32	GOBO 1
...	...
0-16	WHITE

• GOBO ROTATION - channel 12



BIT	EFFECT
255	FAST ROTATION (180 rpm)
...	...
193	SLOW ROTATION (2,2 rph)
191 - 192	STOP
190	SLOW ROTATION (2,2 rph)
...	...
128	FAST ROTATION (180 rpm)
127	540° POSITION
105	450° POSITION
84	360° POSITION
63	270° POSITION
42	180° POSITION
21	90° POSITION
0	0° POSITION

• GOBO FINE - channel 13



BIT
255
...
127
...
0

• PRISM - channel 14

BIT	EFFECT
255	PRISM INSERTED
254	
253	
252	
251	
250	
249	
248	
247	
246	
245	
244	
243	
242	
241	
240	
239	
238	
237	
236	
235	
234	
233	
232	
231	
230	
229	
228	
227	
226	
225	
224	
223	
222	
221	
220	
219	
218	
217	
216	
215	
214	
213	
212	
211	
210	
209	
208	
207	
206	
205	
204	
203	
202	
201	
200	
199	
198	
197	
196	
195	
194	
193	
192	
191	
190	
189	
188	
187	
186	
185	
184	
183	
182	
181	
180	
179	
178	
177	
176	
175	
174	
173	
172	
171	
170	
169	
168	
167	
166	
165	
164	
163	
162	
161	
160	
159	
158	
157	
156	
155	
154	
153	
152	
151	
150	
149	
148	
147	
146	
145	
144	
143	
142	
141	
140	
139	
138	
137	
136	
135	
134	
133	
132	
131	
130	
129	
128	
127	
126	
125	
124	
123	
122	
121	
120	
119	
118	
117	
116	
115	
114	
113	
112	
111	
110	
109	
108	
107	
106	
105	
104	
103	
102	
101	
100	
99	
98	
97	
96	
95	
94	
93	
92	
91	
90	
89	
88	
87	
86	
85	
84	
83	
82	
81	
80	
79	
78	
77	
76	
75	
74	
73	
72	
71	
70	
69	
68	
67	
66	
65	
64	
63	
62	
61	
60	
59	
58	
57	
56	
55	
54	
53	
52	
51	
50	
49	
48	
47	
46	
45	
44	
43	
42	
41	
40	
39	
38	
37	
36	
35	
34	
33	
32	
31	
30	
29	
28	
27	
26	
25	
24	
23	
22	
21	
20	
19	
18	
17	
16	
15	
14	
13	
12	
11	
10	
9	
8	
7	
6	
5	
4	
3	
2	
1	
0	PRISM EXCLUDED

• FROST - channel 15



BIT	EFFECT
255	FROST INSERTED
254	
253	
252	
251	
250	
249	
248	
247	
246	
245	
244	
243	
242	
241	
240	
239	
238	
237	
236	
235	
234	
233	
232	
231	
230	
229	
228	
227	
226	
225	
224	
223	
222	
221	
220	
219	
218	
217	
216	
215	
214	
213	
212	
211	
210	
209	
208	
207	
206	
205	
204	
203	
202	
201	
200	
199	
198	
197	
196	
195	
194	
193	
192	
191	
190	
189	
188	
187	
186	
185	
184	
183	
182	
181	
180	
179	
178	
177	
176	
175	
174	
173	
172	
171	
170	
169	
168	
167	
166	
165	
164	
163	
162	
161	
160	
159	
158	
157	
156	
155	
154	
153	
152	
151	
150	
149	
148	
147	
146	
145	
144	
143	
142	
141	
140	
139	
138	
137	
136	
135	
134	
133	
132	
131	
130	
129	
128	
127	
126	
125	
124	
123	
122	
121	
120	
119	
118	
117	
116	
115	
114	
113	
112	
111	
110	
109	
108	
107	
106	
105	
104	
103	
102	
101	
100	
99	
98	
97	
96	
95	
94	
93	
92	
91	
90	
89	
88	
87	
86	
85	
84	
83	
82	
81	
80	
79	
78	
77	
76	
75	
74	
73	
72	
71	
70	
69	
68	
67	
66	
65	
64	
63	
62	
61	
60	
59	
58	
57	
56	
55	
54	
53	
52	
51	
50	
49	
48	
47	
46	
45	
44	
43	
42	
41	
40	
39	
38	
37	
36	
35	
34	
33	
32	
31	
30	
29	
28	
27	
26	
25	
24	
23	
22	
21	
20	
19	
18	
17	
16	
15	
14	
13	
12	
11	
10	
9	
8	
7	
6	
5	
4	
3	
2	
1	
0	FROST EXCLUDED

• BLADE UP 1 - channel: 16



BIT	EFFECT
255	BLADE IN
254	
253	
252	
251	
250	
249	
248	
247	
246	
245	
244	
243	
242	
241	
240	
239	
238	
237	
236	
235	
234	
233	
232	
231	
230	
229	
228	
227	
226	
225	
224	
223	
222	
221	
220	
219	
218	
217	
216	
215	
214	
213	
212	
211	
210	
209	
208	
207	
206	
205	
204	
203	
202	
201	
200	
199	
198	
197	
196	
195	
194	
193	
192	
191	
190	
189	
188	
187	
186	
185	
184	
183	
182	
181	
180	
179	
178	
177	
176	
175	
174	
173	
172	
171	
170	
169	
168	
167	
166	
165	
164	
163	
162	
161	
160	
159	
158	
157	
156	
155	
154	
153	
152	
151	
150	
149	
148	
147	
146	
145	
144	
143	
142	
141	
140	
139	
138	
137	
136	
135	
134	
133	
132	
131	
130	
129	
128	
127	
126	
125	
124	
123	
122	
121	
120	
119	
118	
117	
116	
115	
114	
113	
112	
111	
110	
109	
108	
107	
106	
105	
104	
103	
102	
101	
100	
99	
98	
97	
96	
95	
94	
93	
92	
91	
90	
89	
88	
87	
86	
85	
84	
83	
82	
81	
80	
79	
78	
77	
76	
75	
74	
73	
72	
71	
70	
69	
68	
67	
66	
65	
64	
63	
62	
61	
60	
59	
58	
57	
56	
55	
54	
53	
52	
51	
50	
49	
48	
47	
46	
45	
44	
43	
42	
41	
40	
39	
38	
37	
36	
35	
34	
33	
32	
31	
30	
29	
28	
27	
26	
25	
24	
23	
22	
21	
20	
19	
18	
17	
16	
15	
14	
13	
12	
11	
10	
9	
8	
7	
6	
5	
4	
3	
2	
1	
0	BLADE OUT

• BLADE UP 2 - channel: 17



BIT	EFFECT
255	BLADE IN
254	
253	
252	
251	
250	
249	
248	
247	
246	
245	
244	
243	
242	
241	
240	
239	
238	
237	
236	
235	
234	
233	
232	
231	
230	
229	
228	
227	
226	
225	
224	
223	
222	
221	
220	
219	
218	
217	
216	
215	
214	
213	
212	
211	
210	
209	
208	
207	
206	
205	
204	
203	
202	
201	
200	
199	
198	
197	
196	
195	
194	
193	
192	
191	
190	
189	
188	
187	
186	
185	
184	
183	
182	
181	
180	
179	
178	
177	
176	
175	
174	
173	
172	
171	
170	
169	
168	
167	
166	
165	
164	
163	
162	
161	
160	
159	
158	
157	
156	
155	
154	
153	
152	
151	
150	
149	
148	
147	
146	
145	
144	
143	
142	
141	
140	
139	
138	
137	
136	
135	
134	
133	
132	
131	
130	
129	
128	
127	
126	
125	
124	
123	
122	
121	
120	
119	
118	
117	
116	
115	
114	
113	
112	
111	
110	
109	
108	
107	

• **BLADE LF 1 - channel: 22**



BIT	EFFECT
255	BLADE IN
.....	
127	
.....	
0	BLADE OUT

• **FOCUS - channel 25**



BIT	EFFECT
255	NEAR
.....	
0	DISTANT

• **BLADE LF 2 - channel: 23**



BIT	EFFECT
255	BLADE IN
.....	
127	
.....	
0	BLADE OUT

• **FOCUS FINE - channel 26**



BIT	EFFECT
255	NEAR
.....	
0	DISTANT

**Important:**

The lamp automatically dim to half power in any condition in which the blades completely shut the light beam.

• **ZOOM - channel: 27**



BIT	EFFECT
255	NARROW BEAM
.....	
0	WIDE BEAM

• **FRAMING ROTATION - channel: 24**



BIT
255
.....
127
.....
0

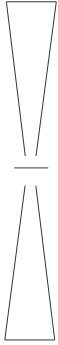
• **AUTOFOCUS DISTANCE - channel 28**

**AUTOFOCUS priority:**

- 1 - Blades
- 2 - Rotating Gobo
- 3 - Iris

BIT	EFFECT
255	100 METRES
.....	
26	10 METRES
23	9 METRES
20	8 METRES
18	7 METRES
15	6 METRES
13	5 METRES
10	4 METRES
7	3 METRES
0-6	AUTOFOCUS OFF

• AUTOFOCUS ADJUSTMENT - channel 29



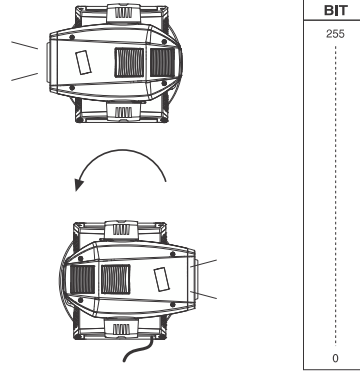
BIT	EFFECT
255	FOCUS FINE
128	
0	FOCUS FINE

• MACRO EFFECTS - channel 30

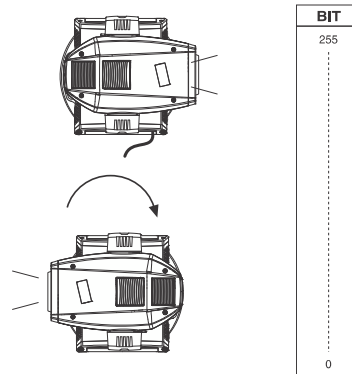
BIT	EFFECT
232-255	STAND BY BLACK
220-231	RANDOM MACRO 8
208-219	RANDOM MACRO 7
196-207	RANDOM MACRO 6
184-195	RANDOM MACRO 5
172-183	RANDOM MACRO 4
160-171	RANDOM MACRO 3
148-159	RANDOM MACRO 2
136-147	RANDOM MACRO 1
112-135	STAND BY BLACK
100-111	MACRO 8
88-99	MACRO 7
76-87	MACRO 6
64-75	MACRO 5
52-63	MACRO 4
40-51	MACRO 3
28-39	MACRO 2
16-27	MACRO 1
12-15	STAND BY BLACK
8-11	STAND BY
0-7	MACRO OFF

• PAN - channel 31

Operation with option InvertPan  $\diamond$  Off  
(Tilt conventionally represented at 14% and option Invert Tilt  $\diamond$  Off)

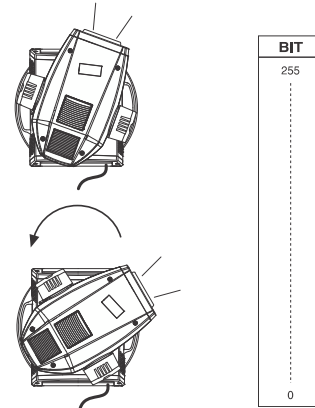


Operation with option InvertPan  $\diamond$  On  
(Tilt conventionally represented at 14% and option Invert Tilt  $\diamond$  Off)

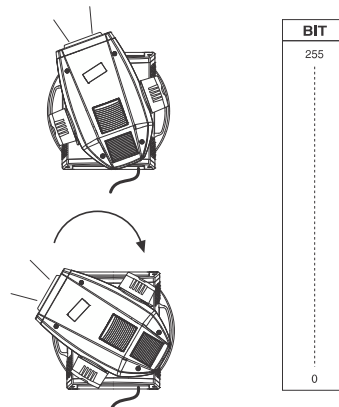


• PAN FINE - channel 32

Operation with option InvertPan  $\diamond$  Off  
(Tilt conventionally represented at 14% and option Invert Tilt  $\diamond$  Off)

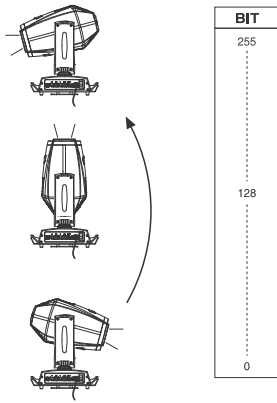


Operation with option InvertPan  $\diamond$  On  
(Tilt conventionally represented at 14% and option Invert Tilt  $\diamond$  Off)

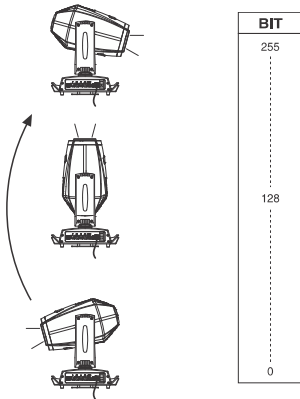


• **TILT - channel 33**

Operation with option Invert Tilt  $\diamond$  Off  
(Pan conventionally represented at 0% and option Invert Pan  $\diamond$  Off)

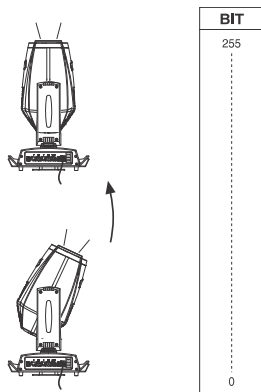


Operation with option Invert Tilt  $\diamond$  On  
(Pan conventionally represented at 0% and option Invert Pan  $\diamond$  Off)

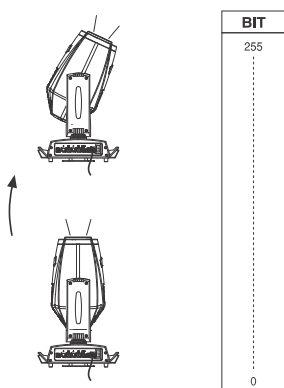


• **TILT FINE - channel 34**

Operation with option Invert Tilt  $\diamond$  Off  
(Pan conventionally represented at 0% and option Invert Pan  $\diamond$  Off)



Operation with option Invert Tilt  $\diamond$  On  
(Pan conventionally represented at 0% and option Invert Pan  $\diamond$  Off)



• **FUNCTION - channel: 35**

BIT	EFFECT
255	UNUSED RANGE
63	
51-62	
38-50	LINEAR (Default) — DIMMER CURVE FUNCTION
	CONVENTIONAL — DIMMER CURVE FUNCTION
0-37	UNUSED RANGE

The functions are activated passing through unused range and staying 5 seconds in necessary level.

• **RESET - channel: 36**

BIT	EFFECT
255	COMPLETE RESET
...	Complete reset is activated passing through the unused range and staying 5 seconds in complete reset levels.
128	COMPLETE RESET
127	PAN / TILT RESET
...	Pan / Tilt reset is activated passing through the unused range and staying 5 seconds in Pan / Tilt reset levels.
77	PAN / TILT RESET
76	EFFECTS RESET
...	Effects reset is activated passing through the unused range and staying 5 seconds in Effects reset levels.
26	EFFECTS RESET
25	UNUSED RANGE
0	UNUSED RANGE

The functions are activated passing through unused range and staying 5 seconds in necessary level.

• **LAMP CONTROL (only with option LAMP DMX On) - channel: 37**

**IMPORTANT:** Alpha Profile 800 "ST" is not provided with hot restrike igniter



BIT	EFFECT
255	LAMP ON (FULL POWER)
...	Lamp ignition after 5 s in full power levels.
180	LAMP ON (FULL POWER)
179	UNUSED RANGE
...	
101	UNUSED RANGE
100	LAMP OFF
...	Lamp switch off passing through the unused range and staying 5 s in Lamp OFF levels.
26	LAMP OFF
25	UNUSED RANGE
0	UNUSED RANGE

The functions are activated passing through unused range and staying 5 seconds in necessary level.

## TIMING CHANNELS

	Timing Channel	Channel function
38	Pan - Tilt time	Pan – Tilt – Pan Fine – Tilt Fine
39	Colour time	Cyan - Magenta - Yellow – C.T.O. – Color wheel
40	Beam time	Dimmer – Zoom – Focus – Frost - Prism – Iris
41	Gobo time	Rotating Gobo change - Framing - Framing rotation

## TIME TABLE

BIT	Seconds	BIT	Seconds	BIT	Seconds	BIT	Seconds	BIT	Seconds	BIT	Seconds
0	Full	43	8.6	86		129		172		216	
1	0.2	44	8.8	87	24	130	41	173	58	217	170
2	0.4	45	9	88		131		174		218	
3	0.6	46	9.2	89	25	132	42	175	59	219	180
4	0.8	47	9.4	90		133		176		220	
5	1	48	9.6	91	26	134	43	177	60	221	190
6	1.2	49	9.8	92		135		178		222	
7	1.4	50	10	93	27	136	44	179	65	223	200
8	1.6	51	10.2	94		137		180		224	
9	1.8	52	10.4	95	28	138	45	181	70	225	210
10	2	53	10.6	96		139		182		226	
11	2.2	54	11	97	29	140	46	183	75	227	220
12	2.4	55	12	98		141		184		228	
13	2.6	56	13	99	30	142	47	185	80	229	230
14	2.8	57	14	100		143		186		230	
15	3	58	15	101	31	144	48	187	85	231	240
16	3.2	59	16	102		145		188		232	
17	3.4	60	17	103	32	146	49	189	90	233	250
18	3.6	61	18	104		147		190		234	
19	3.8	62	19	105	33	148	50	191	95	235	260
20	4	63	20	106		149		192		236	
21	4.2	64	21	107	34	150	51	193	100	237	270
22	4.4	65	22	108		151		194		238	
23	4.6	66	23	109	35	152	52	195	110	239	280
24	4.8	67	24	110		153		196		240	
25	5	68	25	111	36	154	53	197	120	241	290
26	5.2	69	26	112		155		198		242	
27	5.4	70	27	113	37	156	54	199	130	243	300
28	5.6	71	28	114		157		200		244	
29	5.8	72	29	115	38	158	55	201	140	245	280
30	6	73	30	116		159		202		246	
31	6.2	74	31	117	39	160	56	203	150	247	290
32	6.4	75	32	118		161		204		248	
33	6.6	76	33	119	40	162	57	205	160	249	310
34	6.8	77	34	120		163		206		250	
35	7	78	35	121	41	164	58	207	170	251	310
36	7.2	79	36	122		165		208		252	
37	7.4	80	37	123	42	166	59	209	180	253	310
38	7.6	81	38	124		167		210		254	
39	7.8	82	39	125	43	168	60	211	190	255	Follow cue Data
40	8	83	40	126		169		212			
41	8.2	84	41	127	44	170	61	213	200		
42	8.4	85	42	128		171		214			
								215			