

ETC Source 4WRD™ LED

The ONLY bona fide, white-light LED retrofit for the Source Four® ellipsoidal

Install in **3** easy steps

1

REMOVE



2

POST



3

REPLACE




technician required to perform a retrofit

14 seconds to retrofit one fixture



18,396 kWh

annual wattage savings for an average theater (60 fixtures)



Source Four tungsten 25,185 kWh per year average

Source 4WRD LED 6,789 kWh per year average



Only **2** tools required for retrofit

Explore 4WRD progress at

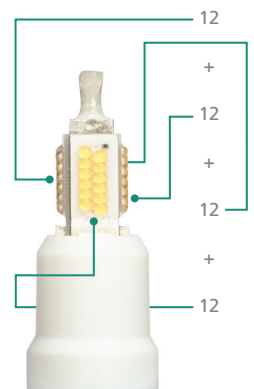
etconnect.com/s4wrld-ent

77%

cooler on surface compared to tungsten

Source Four fixture 392°F / 200°C exterior surface temperature

Source 4WRD LED 90°F / 32°C exterior surface temperature




48 white LEDs in each lamp



Americas ■ Europe ■ Asia
www.etconnect.com

Source 4WRD™ Watt Reduction Device

155 WATTS ■ LONG-LIFE LED LAMP ■ DMX OR LINE-DIM CONTROL



The real deal

Source 4WRD Watt Reduction Device is the only bona fide, white-light LED retrofit for full-size Source Four ellipsoidals. 89% of the fixture stays in use. Nothing broken or disfigured in the process. Just two simple tools (a wrench and a Phillips screwdriver) and 30 seconds is all it takes to advance your Source Four fixture into the LED age.

Cutting costs like a comptroller

Your re-lamping days are over. That means less labor and time spent not just to re-lamp, but to set up scaffold or bring in aerial lifts to get to those hard-to-reach locations. And don't forget power. Using 155 watts at full, this advancement gives you a 70+% power savings compared to a 575-watt HPL lamp.

Still legendary performance

Did we mention that Source 4WRD LED is as bright as a 575-watt extended life lamp? Less power + more lumens = higher efficacy. And since you're reusing everything but the burner assembly, you keep all the tried and true features that you've come to depend on. Now add in that Source 4WRD LED can be dimmed over DMX or with traditional LED line dimming, and you're able to integrate this extraordinary advancement into your current system infrastructure with no added costs.

Update the old or add in as new.

Source 4WRD LED is available as a full fixture or as a retrofit advancement for your existing inventory of full-size, Source Four ellipsoidals.

It's time to advance your light rig forward with Source 4WRD LED.
Explore advancement at www.etconnect.com/s4wrld



Corporate Headquarters ■ 3031 Pleasant View Rd, PO Box 620979, Middleton WI 53562 0979 USA ■ Tel +1 608 831 4116

London, UK ■ Unit 26-28, Victoria Industrial Estate, Victoria Road, London W3 6UU, UK ■ Tel +44 (0) 20 8896 1000

Rome, IT ■ Via Pieve Torina, 48, 00156 Rome, Italy ■ Tel +39 (06) 32 111 683

Holzkirchen, DE ■ Ohmstrasse 3, 83607 Holzkirchen, Germany ■ Tel +49 (80 24) 47 00-0

Hong Kong ■ Room 1801, 18/F, Tower 1 Phase 1, Enterprise Square, 9 Sheung Yuet Road, Kowloon Bay, Kowloon, Hong Kong ■ Tel +852 2799 1220

Web ■ www.etconnect.com ■ Copyright©2016 ETC. All Rights Reserved. All product information and specifications subject to change. 7067L1002 Rev A 01/16