

LAMP

Tunable Wireless Lamp

INSTALLATION GUIDE



Models:

S30 PAR 30 Lamp

S38 PAR 38 Lamp

A20 Lamp



WARNING



Use in dry locations only. Shock Hazard.

This device complies with Part 15 of the FCC Rules. Operation is subject to the following two conditions: (1) this device may not cause harmful interference, and (2) this device must accept any interference received, including interference that may cause undesired operation.

Maintain at least 1.8m of spacing between any KetraNet Mesh product and Wi-Fi routers and access points.



Note: This equipment has been tested and found to comply with the limits for a Class B digital device, pursuant to part 15 of the FCC Rules. These limits are designed to provide reasonable protection against harmful interference in a residential installation. This equipment generates, uses and can radiate radio frequency energy and, if not installed and used in accordance with the instructions, may cause harmful interference to radio communications. However, there is no guarantee that interference will not occur in a particular installation. If this equipment does cause harmful interference to radio or television reception, which can be determined by turning the equipment off and on, the user is encouraged to try to correct the interference by one or more of the following measures:

- Reorient or relocate the receiving antenna.
- Increase the separation between the equipment and receiver.
- Connect the equipment into an outlet on a circuit different from that to which the receiver is connected.
- Consult the dealer or an experienced radio/TV technician for help.


CONTENTS

Product Overview	4
Dimension Drawings	5
Installation	6
Fixture Placement.....	6
Power	6
After Installation.....	7
Warranty/ Tech Support	8

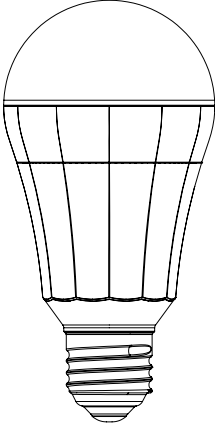
PRODUCT OVERVIEW

Ketra’s Family of lamps are an all-encompassing LED solution with the ability to render 90+ CRI white light, saturated colors and pastels from a fully mixed, single point source.


Ketra’s custom driver chip and optics incorporate closed-loop thermal and optical feedback, maintaining a factory-calibrated color point to one MacAdam ellipse over the product’s lifetime. Each lamp is wirelessly controlled and individually addressable through Ketra’s accompanying software



S30 PAR 30 LONGNECK LAMP



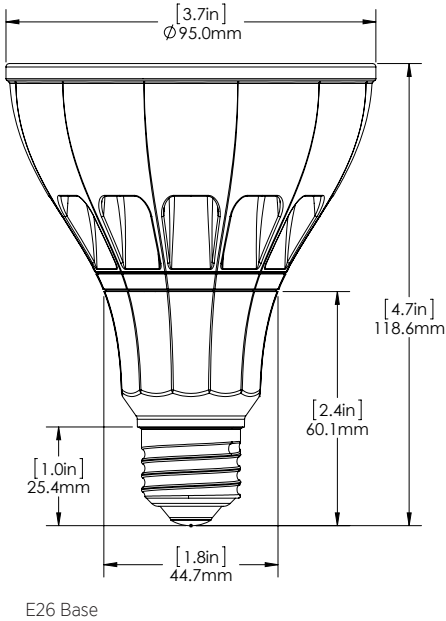
A20 LAMP



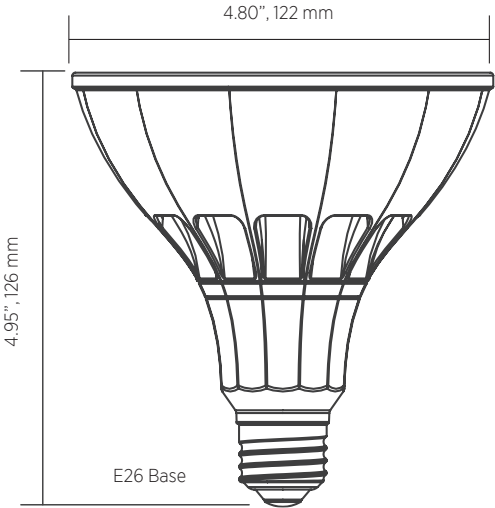
S38 PAR 38 LONGNECK LAMP

DIMENSION DRAWINGS

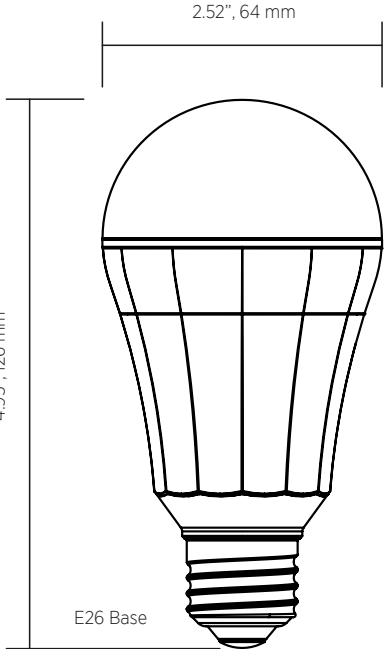
S30, PAR 30 LONGNECK LAMP



S38, PAR 38 LAMP



A20 LAMP

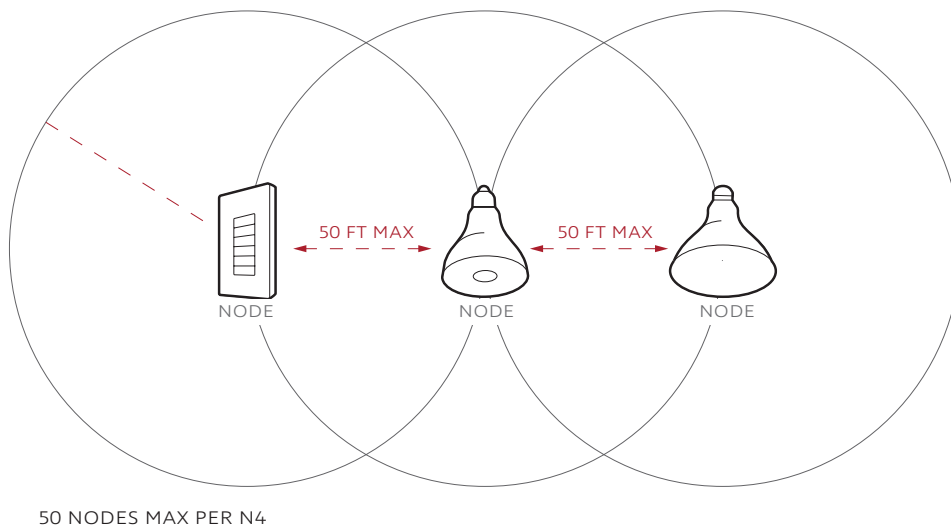


INSTALLATION

FIXTURE PLACEMENT

For ideal KetraNet Mesh wireless performance, position the Lamp according to these guidelines:

- **Keep within range:** Place the Lamp within 50 ft (15.24m) of at least one or more KetraNet Mesh enabled device in it's network.
- **Avoid obstructions:** Avoid having metal obstructions or walls between the Lamp and the nearest device.
- **Avoid metal enclosures.**
- **Separate from Wi-Fi devices:** Maintain at least 6 ft (1.8m) of spacing between any KetraNet Mesh product and Wi-Fi routers and access points.
- **Avoid obstructions:** Avoid having metal obstructions or walls between the Lamp and the nearest device



Note: Ketra lighting products should not be connected to, or directly controlled by, AC mains line voltage dimmers.* Ketra's lighting products should only be controlled via our digital control architecture. Please refer to our controls products for more information.

POWER

The S30, S38, and A20 all require 120 VAC 60 Hz.

* Ketra's lighting products should only be controlled via our digital control architecture. Please refer to our controls products for more information

AFTER INSTALLATION

Ketra lamps power on to a warm white color. They are not controllable until being commissioned in Ketra's Design Studio software. Commissioning requires at least one Ketra N4 Hub connected to a DHCP-enabled router. For manuals and installation guides, see the Design Studio product page and the N4 Hub product page on our website.

Design Studio product page

N4 Hub product page

WARRANTY/ TECH SUPPORT

Limited warranty terms can be found at:

www.ketra.com/warranty

For questions and technical support please contact:

(844) 588-6445

ketrasupport@lutron.com

