

KETRA

S38 LAMP ACCESSORIES

Type: _____
 Project: _____
 Comments: _____
 Prepared By: _____

55° Cutoff Short Snoot



45° Cutoff Hex Louver with
55° Cutoff Short Snoot



30° Cutoff Tall Snoot



15° Cutoff Baffle with 30°
Cutoff Tall Snoot



Range of Accessories to precisely control beam and field of Ketra's lamps.

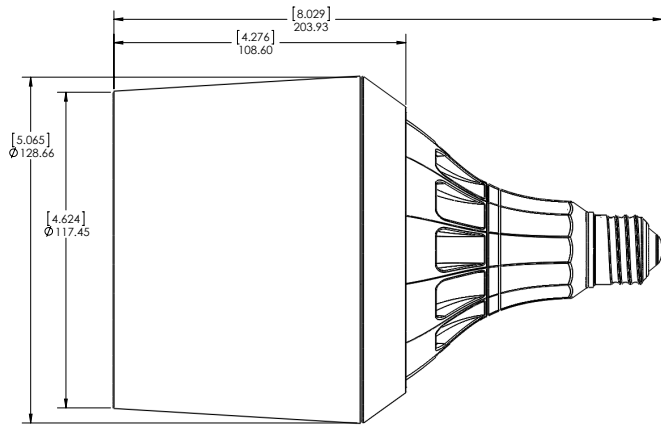
Snoots, louvers and baffles control the beam and field with precision

HARDWARE ORDERING GUIDE

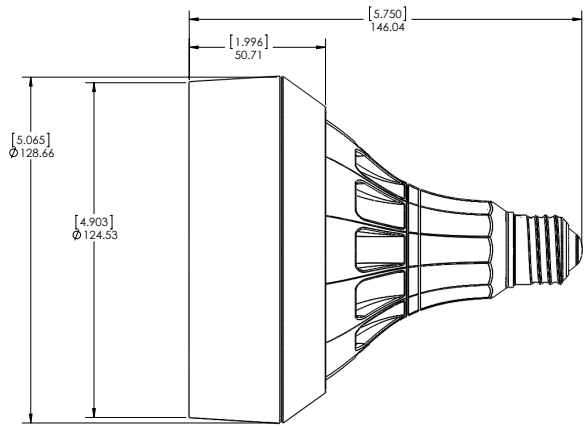
UN-	S30A	<input type="text"/>	<input type="text"/>
Product Line	Model	Accessory Type	Housing Color

Example Order Code: **UN-S38A SNT55 WH**

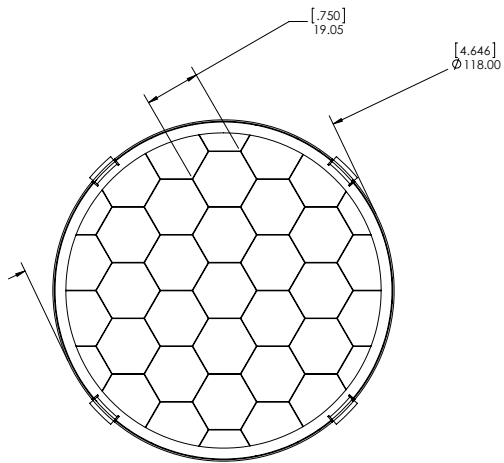
	Code
Product Line	
Universal	UN-
Model	
S38 Accessory	S38A
Accessory Type	
Short Snoot	SNT55
Tall Snoot	SNT30
45° Hex Louver Includes Short Snoot	LUV45
15° Baffle Includes Tall Snoot	BFL15
Housing Color	
White (Snoots only)	WH
Black	BK



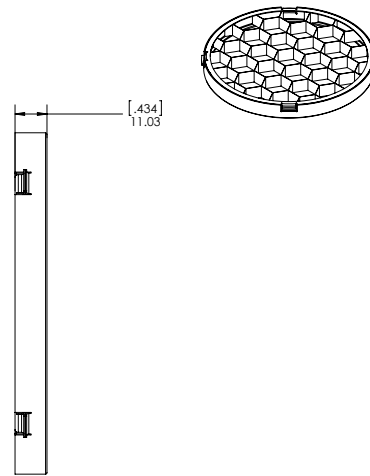
30° Cutoff Tall Snoot



55° Cutoff Short Snoot



45° Cutoff Hex Louver (Requires 55° cutoff short snoot)



10° Cutoff Baffle (Requires 30° cutoff tall snoot)

